

Sequence Report



Summary

Signal Path1

Level and Gain	✓ PASSED
THD+N	✓ PASSED
Frequency Response	✓ PASSED
Signal to Noise Ratio	✓ PASSED
Continuous Sweep	✓ PASSED
DIM	✓ PASSED

Sequence Result:

Sequence Result: ✓ PASSED

Signal Path1 : Signal Path Setup

Output Connector:	Analog Unbalanced
Channels:	1
Source Impedance:	20 ohm
AG52 Generator Option:	Installed
Output EQ:	None
Input Connector:	Analog Unbalanced
Channels:	1
Channel:	Ch1
Termination:	100 kohm
Input Bandwidth:	AC (<10 Hz) - 90k (192 kHz SR)
Device Delay:	0,000 s
Input EQ:	None

• References

dBr G:	100,0 mVrms
dBm (Output Power):	600,0 ohm
W(watts) (Output Power):	8,000 ohm
Shared Frequency Reference:	1,00000 kHz
dBrA:	1,000 Vrms
dBrB:	1,000 Vrms
dBrA Offset:	0,000 dB
dBrB Offset:	0,000 dB
dB SPL1:	10,00 mVrms
dB SPL2:	10,00 mVrms
dB SPL1 Calibrator Level:	94,000 dB SPL
dB SPL2 Calibrator Level:	94,000 dB SPL
dBm (Input Power):	600,0 ohm
W(watts) (Input Power):	4,200 ohm

• DCX

DCX is not detected.

Sequence Report



Signal Path1 : Level and Gain

Waveform: Sine
Generator Level: 769,1 mVrms
DC Offset: 0,000 V
Frequency: 1,00000 kHz

RMS Level (2019.02.07. 14:26:18.407)

Ch1 14,51 Vrms

Gain (2019.02.07. 14:26:18.407)

Ch1 18,86 x/y

Signal Path1 : THD+N

Waveform: Sine
Generator Level: 769,1 mVrms
DC Offset: 0,000 V
Frequency: 1,00000 kHz
Low-pass Filter: 20 kHz
Weighting Filter: Signal Path
High-pass Filter: 20 Hz
Notch Tuning Mode: Measured Frequency

THD+N Ratio (2019.02.07. 14:26:21.007)

Ch1 0,893819 %

THD Ratio (2019.02.07. 14:26:21.007)

Ch1 0,888820 %

Noise Ratio (2019.02.07. 14:26:21.007)

Ch1 0,012504 %

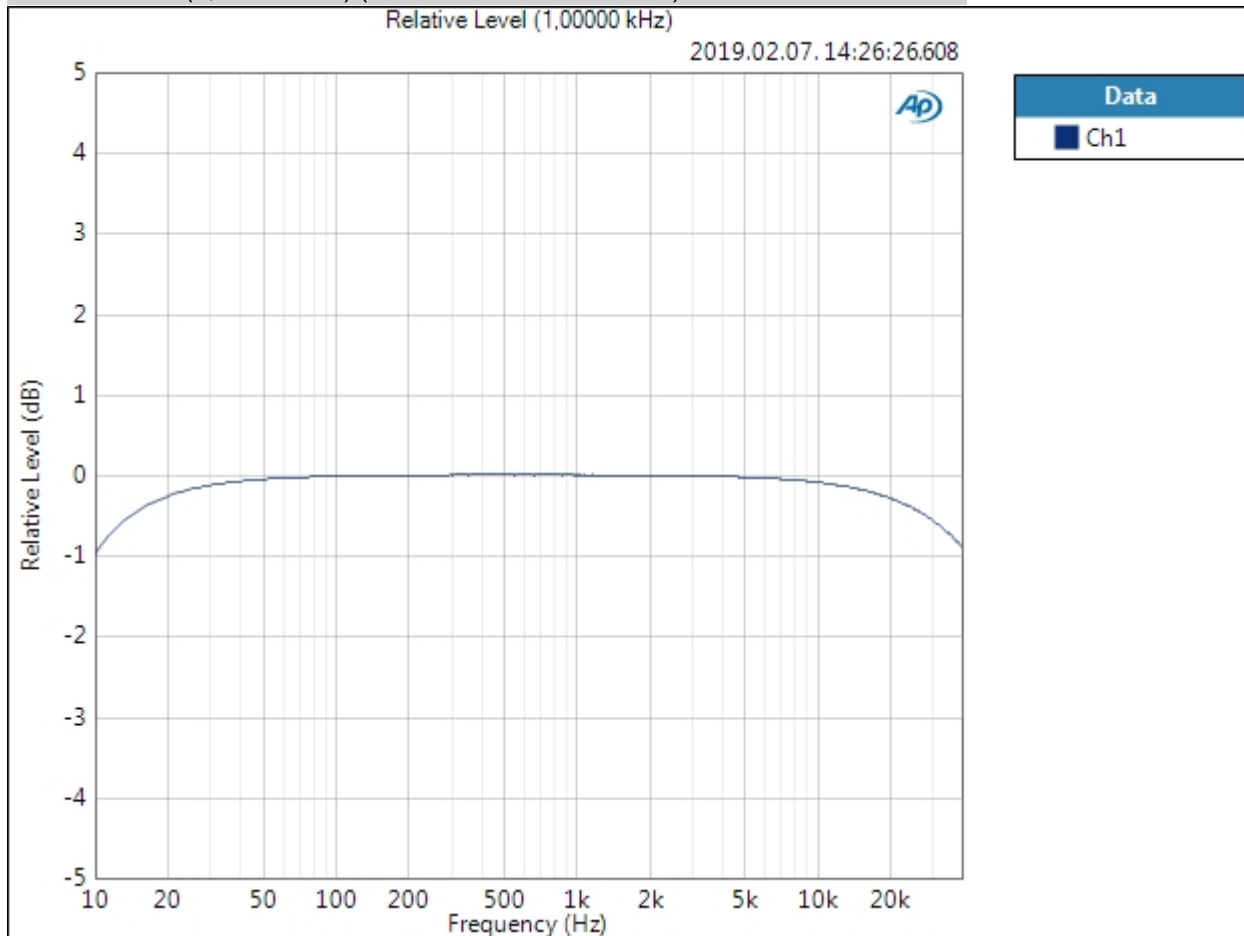
Sequence Report



Signal Path1 : Frequency Response

Generator Level: 769,1 mVrms
DC Offset: 0,000 V
EQ: None
Start Frequency: 10,0000 Hz
Stop Frequency: 40,0000 kHz
Sweep: 2,000 s
Pre-Sweep: 100,0 ms
Extend Acquisition By: 50,00 ms
Secondary Source: None
Measured 1 2019.02.07. 14:26:26

Relative Level (1,00000 kHz) (2019.02.07. 14:26:26.608)



Relative Level (1,00000 kHz) Parameters

Mode: Normalized at Reference

Sequence Report



Ref Frequency: 1,00000 kHz

Result:  PASSED

Deviation (20,0000 Hz - 20,0000 kHz) (2019.02.07. 14:26:26.608)

Ch1 $\pm 0,149$ dB

Deviation (20,0000 Hz - 20,0000 kHz) Parameters

Min: 20,0000 Hz

Max: 20,0000 kHz

Signal Path1 : Signal to Noise Ratio

Waveform: Sine

Generator Level: 769,1 mVrms

DC Offset: 0,000 V

Frequency: 1,00000 kHz

Low-pass Filter: 20 kHz

Weighting Filter: Signal Path

High-pass Filter: 20 Hz

Signal to Noise Ratio (2019.02.07. 14:26:29.009)

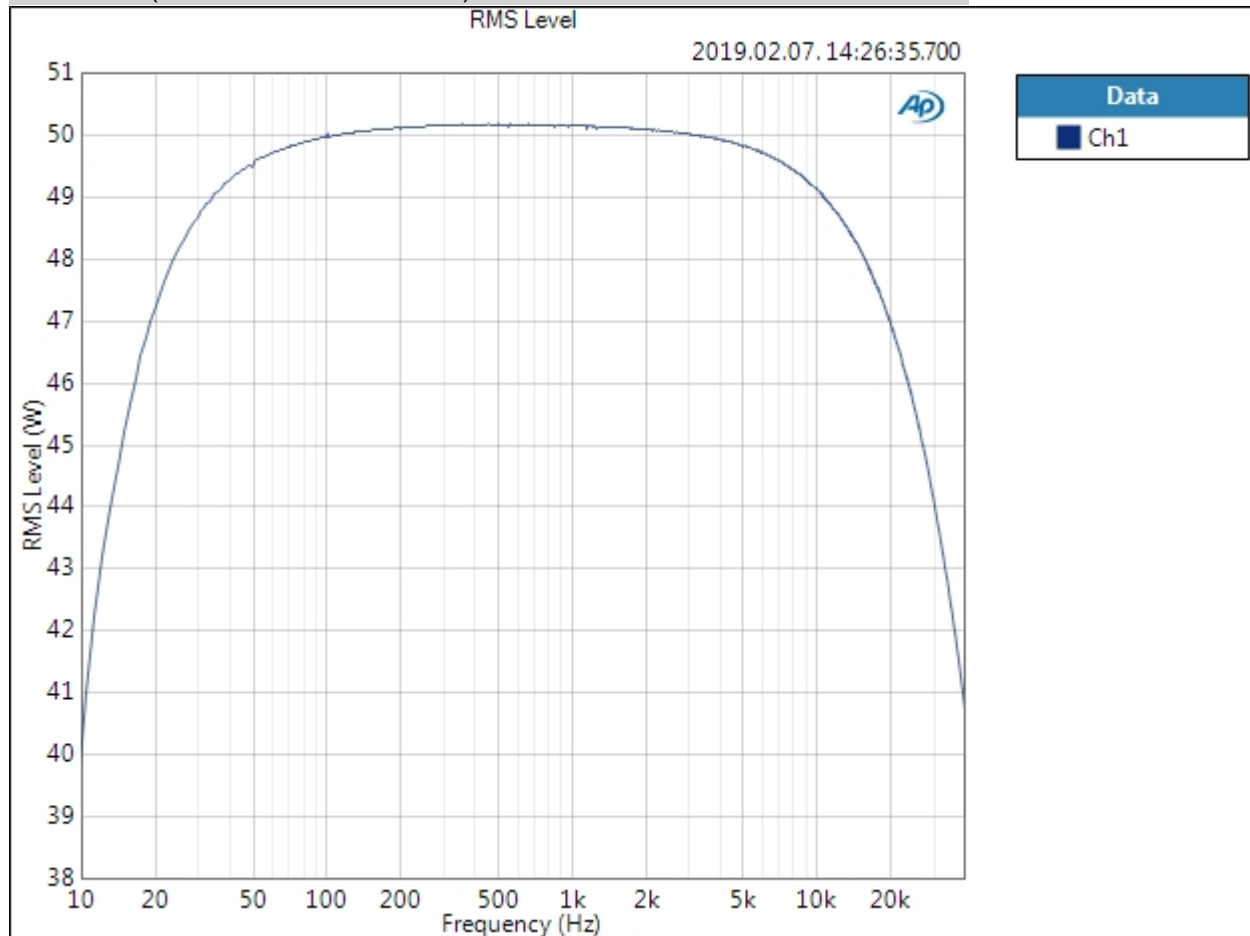
Ch1 77,838 dB

Sequence Report

Signal Path1 : Continuous Sweep

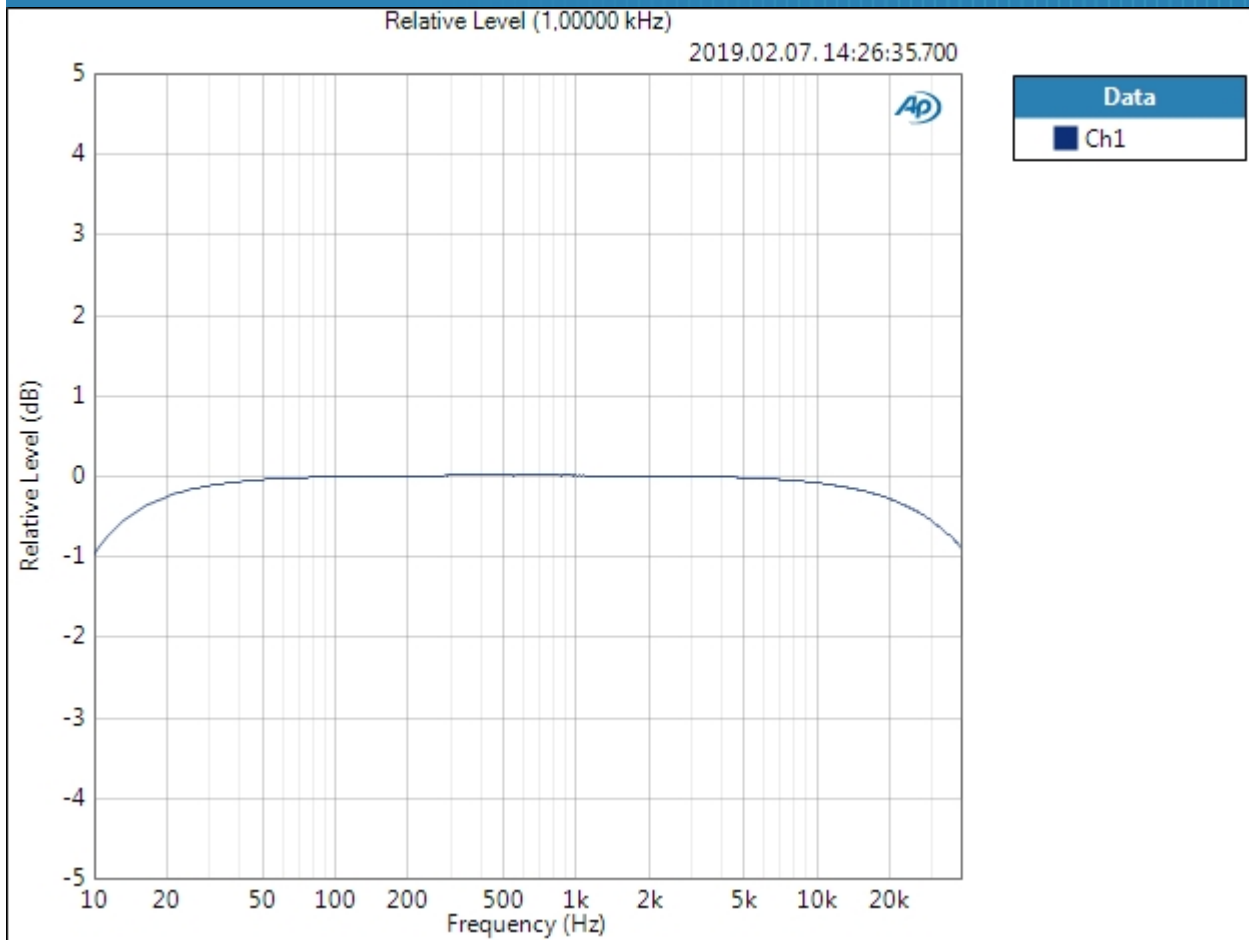
Generator Level: 769,1 mVrms
DC Offset: 0,000 V
EQ: None
Start Frequency: 10,0000 Hz
Stop Frequency: 40,0000 kHz
Sweep: 2,000 s
Pre-Sweep: 100,0 ms
Extend Acquisition By: 50,00 ms
Secondary Source: None
Measured 1 2019.02.07. 14:26:35

RMS Level (2019.02.07. 14:26:35.700)



Result: PASSED

Relative Level (1,00000 kHz) (2019.02.07. 14:26:35.700)



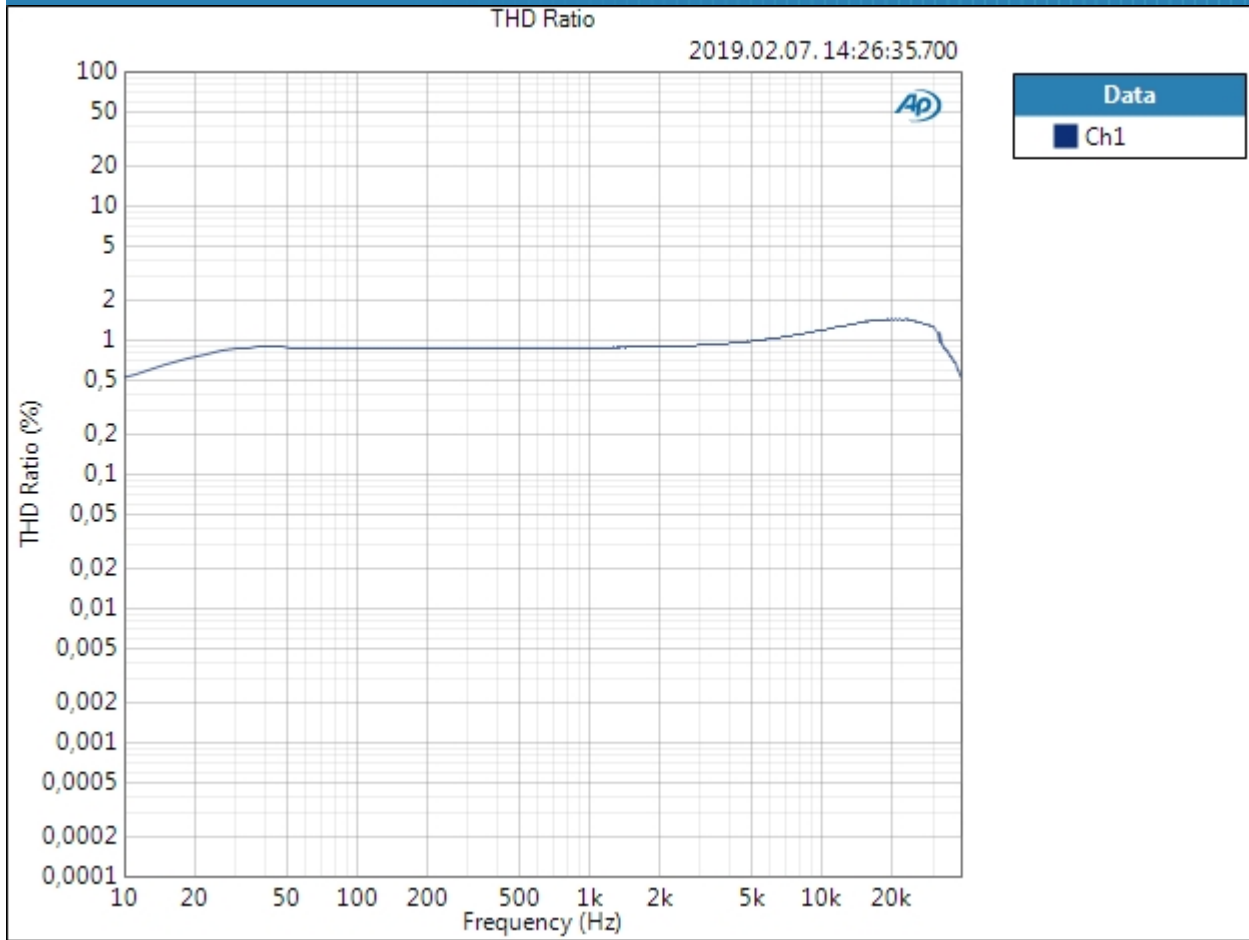
Relative Level (1,00000 kHz) Parameters

Mode: Normalized at Reference

Ref Frequency: 1,00000 kHz

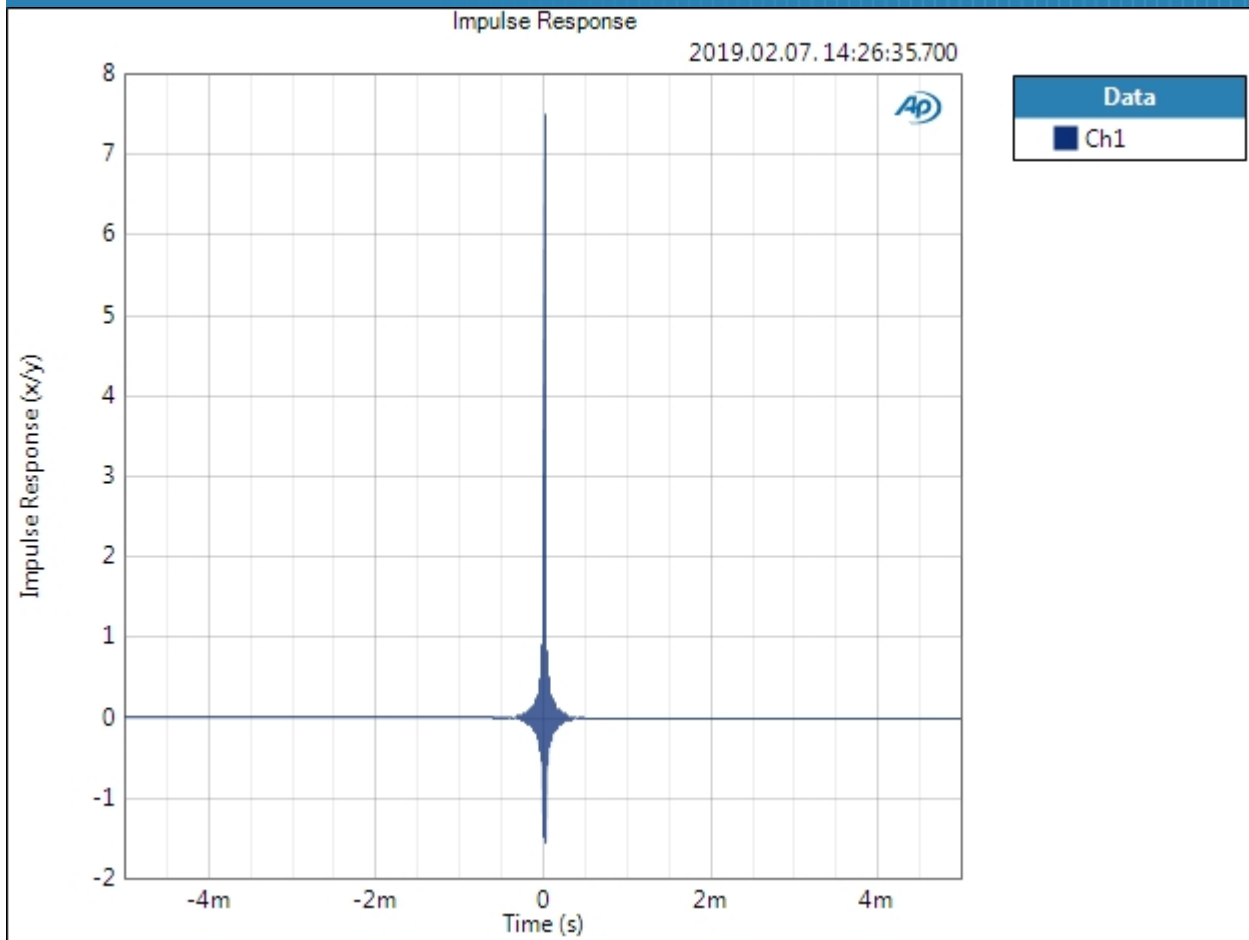
Result: ✔ PASSED

THD Ratio (2019.02.07. 14:26:35.700)



Result: ✔ PASSED

Impulse Response (2019.02.07. 14:26:35.700)



Impulse Response Parameters

Interpolated: On

Result:  PASSED

Sequence Report



Signal Path1 : DIM

Generator Level: 769,1 mVrms

Waveform: DIM 30

Square Freq: 3,15000 kHz

Sine Freq: 15,0000 kHz

Mode: U1...U9

Low-pass Filter: 30 kHz

DIM Ratio (2019.02.07. 14:26:37.480)

Ch1 1,405881 %

Distortion Product Ratio (2019.02.07. 14:26:37.480)

Channel	U5	U4	f _q	U6	U3	U7	U2	U8	U1	U9	f _s
	750,0	2,400k	3,150k	3,900k	5,550k	7,050k	8,700k	10,20k	11,85k	13,35k	15,00k
Ch1	-53,36	-58,80	14,28	-62,50	-48,23	-56,67	-61,58	-66,76	-37,65	-58,63	0,00

Distortion Product Ratio Parameters

Frequency Unit: Hz

Ratio Unit: dB